

Scaled data based on original data using
LM-79-08 Approved Method: Electrical and Photometric Measurements of Solid-
State Lighting Products

Test Report Prepared for
Cooper Lighting Solutions
(formerly Eaton)

Brand: McGRAW-EDISON

Report Number: P385908

Luminaire Tested: **GWC-SA1C-730-U-SL2-HSS**

Issue Date: 3/3/2020

Test Information

Test Method: LM-79-08
Report Number: P385908
TEST IS SCALED FROM IESNA LM-79-08 TEST DATA (G2-1903-205-21)
Test Lab: INNOVATION CENTER
Issue Date: 3/3/2020
Manufacturer: COOPER LIGHTING SOLUTIONS (FORMERLY EATON)
Product Line: MCGRAW-EDISON
Catalog Number: GWC-SA1C-730-U-SL2-HSS
Description: GALLEON WALL LUMINAIRE
(1) 70 CRI, 3000K, 1050mA LIGHTSQUARE WITH 16 LEDS AND TYPE II SPILL
LIGHT ELIMINATOR OPTICS WITH HOUSE SIDE SHIELD
Light Source: -
Ballast/Driver: ELECTRONIC DRIVER

Summary

Lumens per Lamp: N/A
Luminaire Lumens: 5698 lumens
Efficiency: N/A
Efficacy: 96.6 lumens/watt
Luminous Opening: Rectangular (W 0.5' x L: 0.5' x H: 0')
IES Classification: Type III - Medium
BUG Rating: B1 - U0 - G2

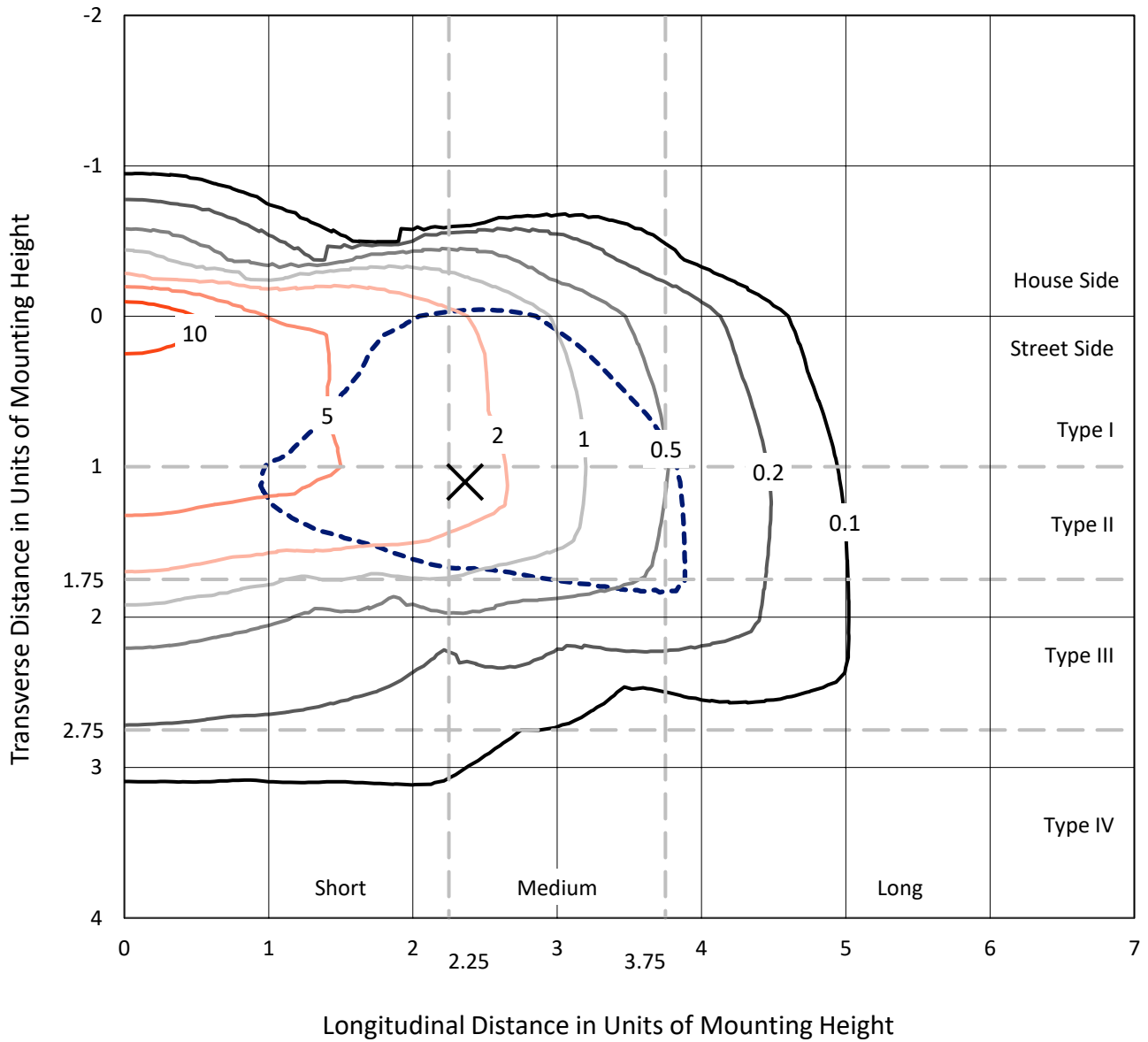
Input Watts (W): 59
Input Voltage (V): NR
Input Current (Ain): NR
Voltage Rise (V): NR
Power Factor: NR
Total Harmonic Distortion (THDi): NR
Frequency (hertz): 60
Stabilization Time: NR
Operation Time: NR
Ambient Temperature (°C): NR
Test Distance: 24 FT



REPORT NUMBER: P385908
 CATALOG NUMBER: GWC-SA1C-730-U-SL2-HSS

Iso-Footcandle Lines of Horizontal Illumination

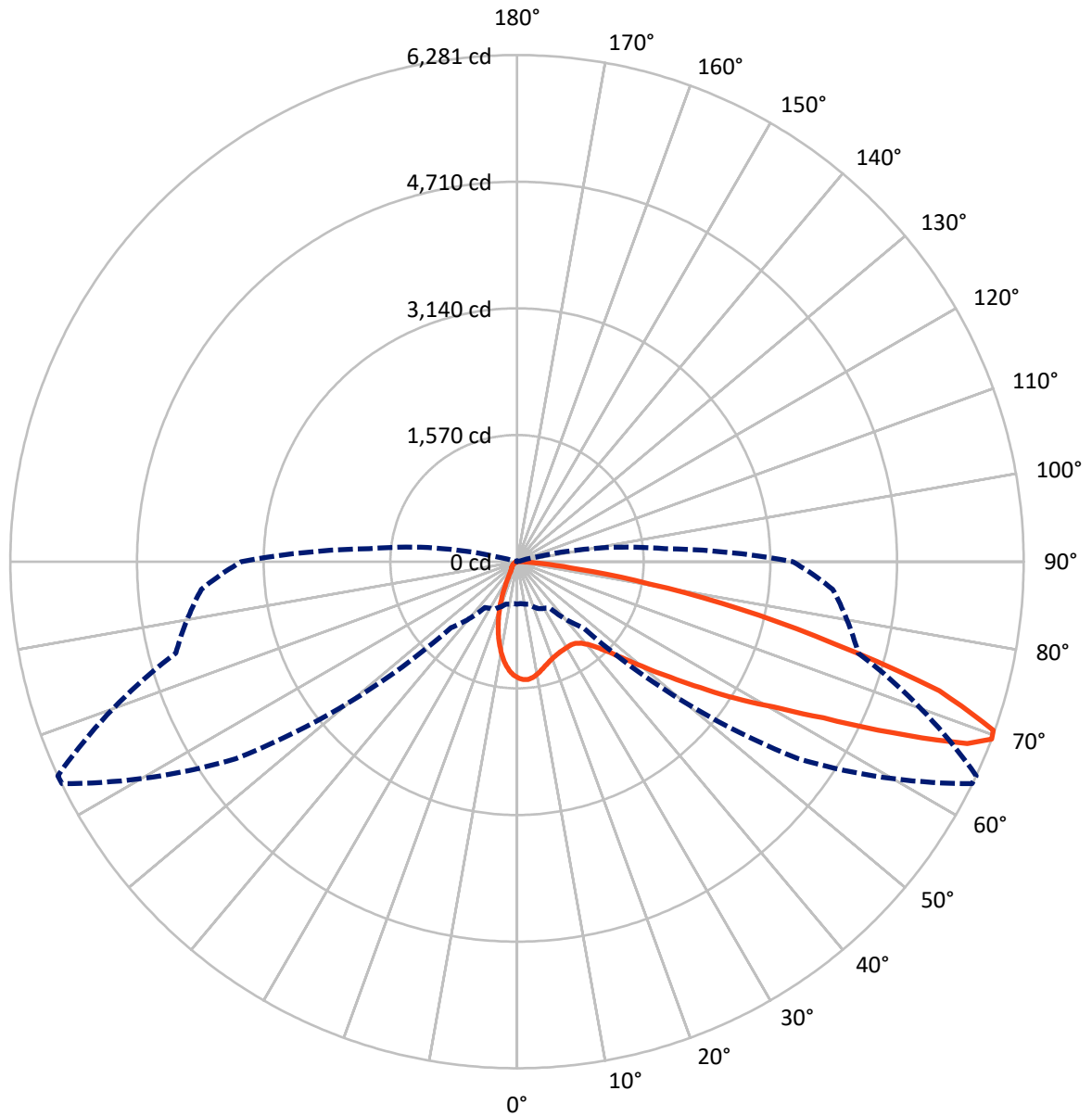
✕ Max cd
 - - - 1/2 Max cd



Based on 10 foot mounting height. Maximum calculated value = 14.4 fc
 Type III - Medium - N/A

REPORT NUMBER: P385908
CATALOG NUMBER: GWC-SA1C-730-U-SL2-HSS

Luminous Intensity Polar Plot



— Vertical Plane Through 65-Deg Lateral - - - Horizontal Cone Through 69-Deg Vertical

REPORT NUMBER: P385908

CATALOG NUMBER: GWC-SA1C-730-U-SL2-HSS

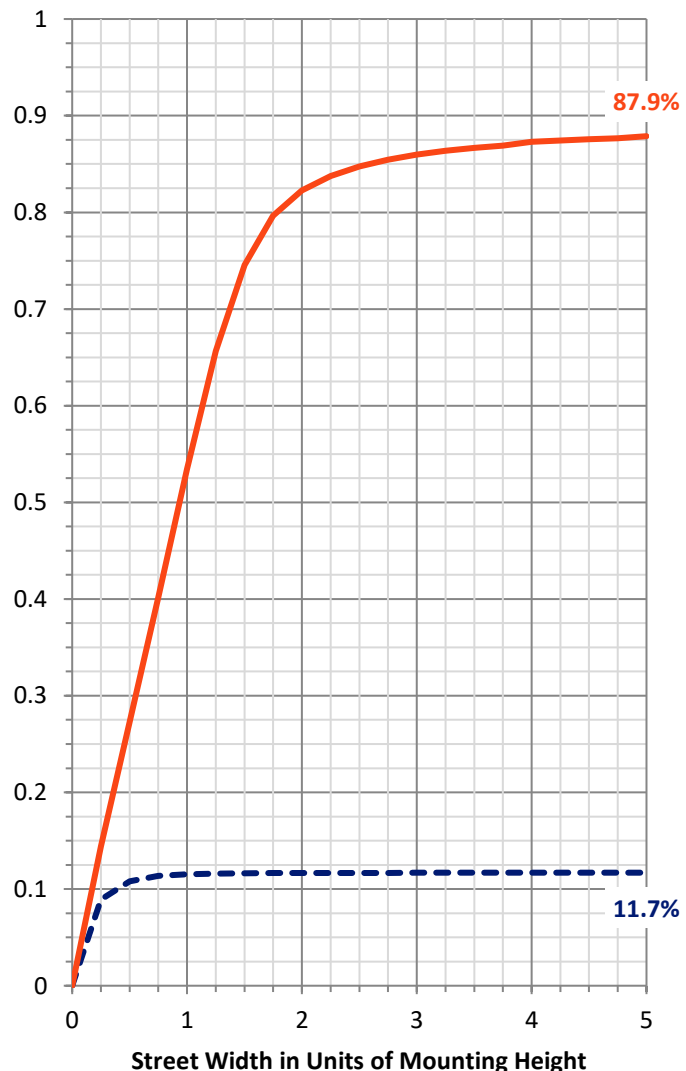
FLUX DISTRIBUTION:

		Downward	Upward	Total
House Side	Lumens	671.7	0.0	671.7
	% Fixture	11.8	0.0	11.8
Street Side	Lumens	5026.3	0.0	5026.3
	% Fixture	88.2	0.0	88.2
Total	Lumens	5698.0	0.0	5698.0
	% Fixture	100.0	0.0	100.0

Coefficient of Utilization

ZONAL LUMENS:

Zone	Lumens	% Fixture
0°-10°	120.4	2.1
10°-20°	263.6	4.6
20°-30°	365.1	6.4
30°-40°	509.0	8.9
40°-50°	791.2	13.9
50°-60°	1270.1	22.3
60°-70°	1436.7	25.2
70°-80°	843.8	14.8
80°-90°	98.2	1.7
90°-100°	0.0	0.0
100°-110°	0.0	0.0
110°-120°	0.0	0.0
120°-130°	0.0	0.0
130°-140°	0.0	0.0
140°-150°	0.0	0.0
150°-160°	0.0	0.0
160°-170°	0.0	0.0
170°-180°	0.0	0.0
0°-90°	5698.0	100.0
0°-180°	5698.0	100.0



REPORT NUMBER: P385908

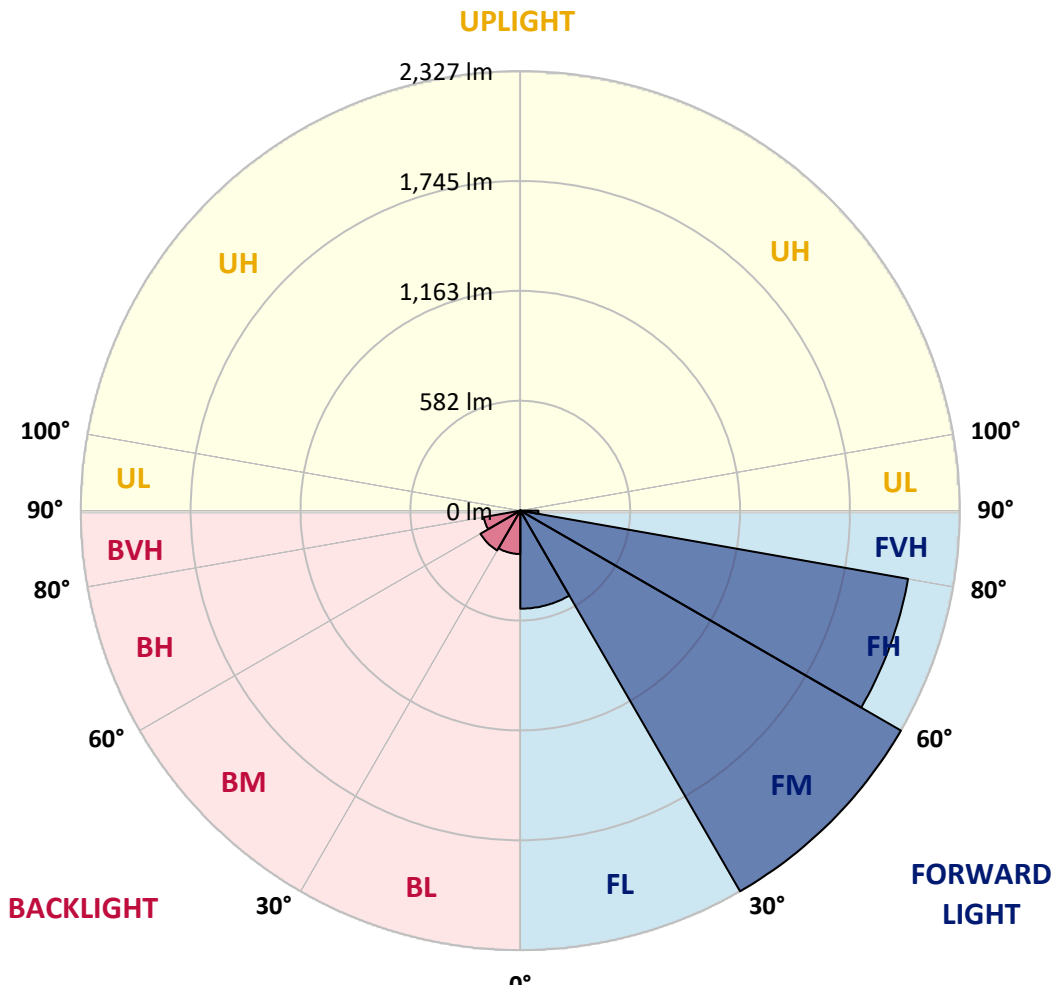
CATALOG NUMBER: GWC-SA1C-730-U-SL2-HSS

LUMINAIRE CLASSIFICATION SYSTEM LUMEN TABLE AND BUG RATING:

Zone	Lumens	% Fixture	Zone Rating/Lumen Limit		
			B	U	G
FL (0°-30°)	519.2	9.1			
FM (30°-60°)	2326.9	40.8			
FH (60°-80°)	2084.3	36.6			G2/5000
FVH (80°-90°)	95.9	1.7			G1/100
BL (0°-30°)	229.8	4.0	B1/500		
BM (30°-60°)	243.4	4.3	B1/1000		
BH (60°-80°)	196.2	3.4	B1/500		G1/500
BVH (80°-90°)	2.2	0.0			G0/10
UL (90°-100°)	0.0	0.0		U0/0	
UH (100°-180°)	0.0	0.0		U0/0	

BUG Rating: B1-U0-G2

Type III Medium





REPORT NUMBER: P385908

CATALOG NUMBER: GWC-SA1C-730-U-SL2-HSS

CANDELA DISTRIBUTION (FULL):

	0°	5°	15°	25°	35°	45°	55°	64°	65°	75°	85°
0°	1439.9	1439.9	1439.9	1439.9	1439.9	1439.9	1439.9	1439.9	1439.9	1439.9	1439.9
2.5°	1452.7	1449.1	1451.9	1458.2	1461.4	1461.4	1463.8	1460.9	1461.8	1454.8	1444.7
5°	1361.8	1356.2	1364.2	1381.8	1403.5	1422.1	1449.5	1464.0	1465.5	1465.7	1453.9
7.5°	1263.9	1258.8	1270.6	1291.4	1319.3	1353.8	1401.8	1443.8	1446.2	1468.8	1460.1
10°	1184.3	1180.7	1194.4	1216.6	1249.4	1288.0	1346.8	1405.2	1412.2	1462.3	1459.2
12.5°	1121.2	1118.3	1131.3	1156.8	1190.3	1233.0	1294.5	1362.3	1371.7	1447.6	1454.4
15°	1075.1	1074.6	1085.5	1110.1	1147.2	1187.0	1249.9	1322.5	1333.3	1431.7	1453.6
17.5°	1051.0	1051.7	1059.7	1080.6	1112.5	1152.0	1212.3	1289.0	1300.8	1417.5	1457.3
20°	1048.6	1049.3	1053.6	1065.5	1091.3	1126.2	1181.7	1260.8	1273.0	1406.9	1463.0
22.5°	1069.8	1069.3	1070.5	1069.3	1083.8	1110.3	1161.4	1239.1	1253.3	1399.9	1467.6
25°	1110.5	1109.8	1109.3	1100.4	1090.8	1105.0	1153.0	1226.8	1240.3	1394.8	1470.3
27.5°	1167.2	1166.7	1166.0	1151.3	1122.4	1113.4	1153.9	1222.2	1233.5	1390.7	1469.8
30°	1241.7	1245.1	1244.1	1223.6	1178.5	1139.2	1164.1	1219.8	1229.6	1382.8	1464.7
32.5°	1329.2	1336.0	1341.3	1319.3	1262.9	1190.3	1187.5	1222.4	1229.6	1376.7	1455.6
35°	1420.1	1428.8	1448.3	1440.6	1366.4	1267.3	1227.7	1238.3	1244.4	1380.1	1451.2
37.5°	1509.6	1519.9	1562.4	1584.8	1501.9	1369.0	1290.4	1277.6	1280.8	1400.6	1456.0
40°	1613.5	1629.2	1693.5	1729.7	1663.6	1505.2	1384.2	1345.1	1346.3	1445.7	1478.5
42.5°	1750.0	1766.1	1835.8	1892.5	1845.9	1677.4	1511.5	1448.3	1447.1	1530.1	1531.3
45°	1916.3	1933.2	2005.3	2068.2	2047.2	1881.4	1674.5	1599.0	1597.6	1663.2	1631.3
47.5°	2104.9	2121.5	2185.9	2250.7	2273.4	2119.6	1882.1	1804.7	1801.3	1848.1	1785.9
50°	2266.7	2277.5	2336.8	2424.1	2526.3	2412.3	2140.3	2065.8	2062.2	2093.8	2012.8
52.5°	2325.5	2331.8	2392.0	2514.3	2769.4	2808.7	2479.6	2383.6	2380.9	2394.7	2314.9
55°	2206.4	2217.7	2291.7	2473.0	2901.0	3256.6	2907.8	2777.1	2757.1	2727.4	2630.7
57.5°	1881.8	1899.9	1979.5	2220.6	2839.5	3612.0	3537.0	3222.2	3192.7	3011.4	2887.5
60°	1410.0	1432.2	1498.2	1758.4	2511.4	3738.6	4224.7	3718.1	3651.8	3237.6	3123.5
62.5°	967.6	978.7	1023.5	1193.0	1849.5	3531.3	4800.0	4382.4	4261.3	3483.5	3378.9
65°	739.0	742.9	761.2	819.5	1101.4	2868.5	5028.8	5258.8	5112.4	3777.7	3643.9
67.5°	595.5	592.4	617.7	701.1	737.5	1750.0	4761.9	6088.0	6019.5	4170.9	3910.5
69°	525.1	520.8	546.6	643.5	692.7	1156.8	4257.0	6276.3	6280.6	4378.5	3928.8
70°	472.6	475.5	501.0	609.3	677.5	908.0	3774.8	6228.3	6262.5	4456.2	3818.9
72.5°	315.6	323.3	374.7	505.8	651.5	687.2	2279.2	5344.6	5476.3	4281.3	3276.4
75°	177.9	183.7	244.7	381.4	613.9	654.4	1203.9	3937.5	4064.8	3580.2	2526.6
77.5°	87.3	90.4	138.4	246.2	513.3	623.5	682.8	2674.6	2820.0	2336.8	1429.0
80°	36.9	38.6	69.2	151.9	367.0	595.1	507.0	1646.0	1664.1	915.5	380.7
82.5°	14.2	14.7	29.2	94.8	233.2	463.9	424.1	780.5	761.7	172.4	86.8
85°	1.7	1.9	10.6	56.9	129.7	238.7	344.5	336.3	311.3	34.2	44.6
87.5°	0.0	0.0	0.7	17.4	38.6	111.9	179.1	139.6	125.9	11.1	23.1
90°	0.0	0.0	0.0	0.0	0.0	0.0	0.0	0.0	0.0	0.0	0.0



REPORT NUMBER: P385908
 CATALOG NUMBER: GWC-SA1C-730-U-SL2-HSS

CANDELA DISTRIBUTION (continued):

	90°	95°	105°	115°	125°	135°	145°	155°	165°	175°	180°
0°	1439.9	1439.9	1439.9	1439.9	1439.9	1439.9	1439.9	1439.9	1439.9	1439.9	1439.9
2.5°	1436.3	1433.9	1420.8	1402.0	1384.2	1362.0	1340.8	1328.0	1317.9	1311.1	1319.1
5°	1440.1	1429.5	1390.0	1339.4	1289.7	1233.7	1181.7	1137.5	1120.2	1100.9	1109.6
7.5°	1438.9	1418.9	1347.8	1257.6	1166.5	1072.2	983.0	914.3	878.6	843.6	852.6
10°	1432.9	1399.1	1291.4	1157.8	1021.3	885.8	759.2	663.0	609.3	560.6	567.6
12.5°	1419.6	1372.6	1224.8	1043.5	861.0	682.3	534.1	410.8	344.8	315.6	319.2
15°	1411.7	1346.8	1154.4	927.8	689.8	475.2	326.5	242.8	212.7	203.0	204.2
17.5°	1407.8	1322.0	1081.6	795.4	514.8	302.6	211.0	186.1	179.6	177.9	178.4
20°	1404.0	1296.9	1006.6	664.5	354.7	203.5	173.4	166.1	163.7	161.5	162.0
22.5°	1397.5	1272.8	926.1	531.9	239.2	165.2	156.2	149.2	144.2	141.5	142.0
25°	1389.5	1247.5	843.9	396.1	174.6	147.3	138.9	129.0	123.0	118.1	118.4
27.5°	1376.7	1216.4	759.0	288.4	146.6	131.9	120.6	109.7	99.6	94.0	94.0
30°	1358.9	1181.2	664.7	206.4	131.4	116.7	103.0	89.5	78.6	73.5	73.1
32.5°	1339.1	1144.5	569.5	156.5	119.3	102.5	86.8	72.6	62.9	58.8	58.6
35°	1322.2	1105.0	474.5	131.2	107.3	88.7	71.6	59.6	51.8	48.5	48.2
37.5°	1311.4	1065.5	381.9	117.2	96.4	75.9	60.0	49.2	43.6	41.0	40.7
40°	1309.7	1036.0	297.3	106.6	86.3	64.6	50.2	41.7	36.6	33.8	33.5
42.5°	1331.6	1019.2	228.1	97.6	75.9	54.7	42.7	35.7	30.4	27.5	27.2
45°	1389.3	1024.5	175.5	89.7	65.6	46.3	36.2	29.7	24.8	22.7	22.2
47.5°	1494.4	1061.1	139.6	81.7	55.7	39.3	30.9	24.6	20.5	18.3	18.1
50°	1681.5	1147.2	116.7	73.1	46.5	33.5	25.6	20.0	16.6	14.7	14.5
52.5°	1929.8	1300.5	104.2	64.6	38.6	28.5	21.0	15.9	13.0	11.6	11.3
55°	2203.7	1486.2	96.0	55.5	31.6	23.6	16.6	12.5	10.1	8.9	8.4
57.5°	2471.1	1647.0	88.2	46.5	26.3	19.3	13.3	9.9	8.0	6.8	6.5
60°	2716.8	1794.8	79.3	37.4	21.5	15.2	10.4	7.7	6.3	5.1	5.1
62.5°	2979.8	1909.1	67.0	29.2	17.6	11.6	8.4	7.0	5.1	4.3	4.1
65°	3258.6	1994.0	52.6	22.7	13.7	8.7	7.0	7.2	4.1	3.1	2.9
67.5°	3464.5	1977.1	38.8	17.8	10.6	6.8	6.8	7.7	3.6	2.4	2.2
69°	3419.1	1839.9	32.5	15.4	9.2	5.8	6.3	7.7	3.4	2.2	1.9
70°	3287.7	1688.0	28.7	13.7	8.2	5.3	6.0	7.5	3.1	2.2	1.9
72.5°	2738.0	1271.4	22.4	10.4	6.5	4.3	5.1	6.5	3.1	2.2	1.7
75°	2059.5	813.7	17.1	7.5	4.8	3.4	3.9	4.8	3.1	1.9	1.7
77.5°	1120.7	293.4	12.3	5.1	3.4	2.7	2.7	3.6	2.9	1.4	1.0
80°	288.1	73.8	7.7	3.4	2.7	1.9	1.7	2.4	1.7	0.2	0.0
82.5°	71.1	16.6	4.1	2.4	1.9	0.7	0.7	1.2	0.7	0.0	0.0
85°	39.1	8.2	2.7	1.7	1.0	0.0	0.0	0.2	0.0	0.0	0.0
87.5°	20.0	2.4	0.7	0.5	0.2	0.0	0.0	0.0	0.0	0.0	0.0
90°	0.0	0.0	0.0	0.0	0.0	0.0	0.0	0.0	0.0	0.0	0.0

Signify Classified - Internal
Cooper Lighting Solutions Photometric Lab
1121 Highway 74 South
Peachtree City, GA 30269

Scaled Data Report



Report Generated By 670245982

Signify Classified - Internal
Cooper Lighting Solutions Photometric Lab
1121 Highway 74 South
Peachtree City, GA 30269

Scaled Data Report



Signify Classified - Internal
Cooper Lighting Solutions Photometric Lab
1121 Highway 74 South
Peachtree City, GA 30269

Scaled Data Report



Signify Classified - Internal
Cooper Lighting Solutions Photometric Lab
1121 Highway 74 South
Peachtree City, GA 30269

Scaled Data Report



Signify Classified - Internal
Cooper Lighting Solutions Photometric Lab
1121 Highway 74 South
Peachtree City, GA 30269

Scaled Data Report



--- HS — SS

Signify Classified - Internal
Cooper Lighting Solutions Photometric Lab
1121 Highway 74 South
Peachtree City, GA 30269

Scaled Data Report



u

Signify Classified - Internal
Cooper Lighting Solutions Photometric Lab
1121 Highway 74 South
Peachtree City, GA 30269

Scaled Data Report



Signify Classified - Internal
Cooper Lighting Solutions Photometric Lab
1121 Highway 74 South
Peachtree City, GA 30269

Scaled Data Report



(END OF REPORT)